EBSCO interface navigation updates

A quick before-and-after guide to the updated navigation experience. Navigation changes go into effect July 7.

1 Left-hand navigation moves to the top

Primary navigation is now available across the top of the interface for faster access.

BEFORE

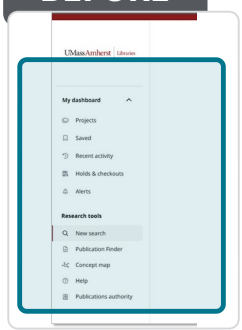

AFTER

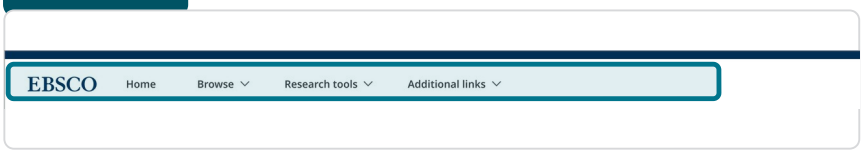

Old left-side menu becomes a cleaner top navigation.

2 Navigation items are regrouped

Browse, Research tools and Additional links are organized into dynamic top menus.

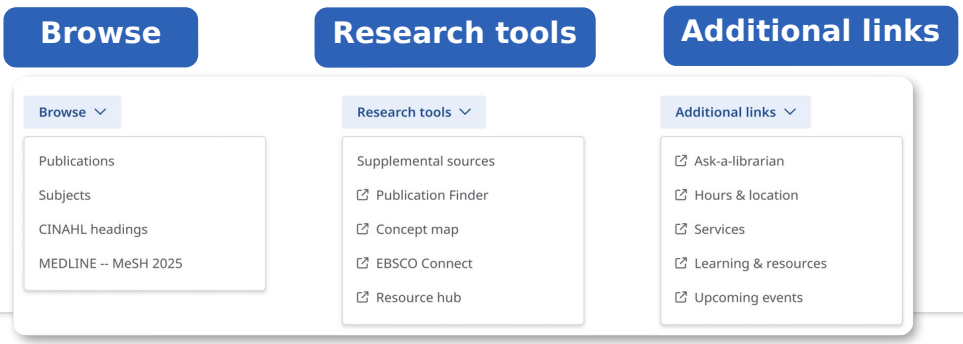

3 Dashboard moves to MyEBSCO

Dashboard features remain available and are listed with other personalization options.

Unauthenticated view

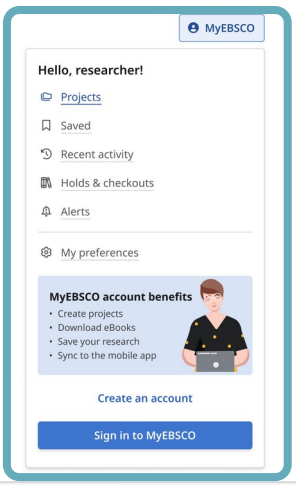

Authenticated view

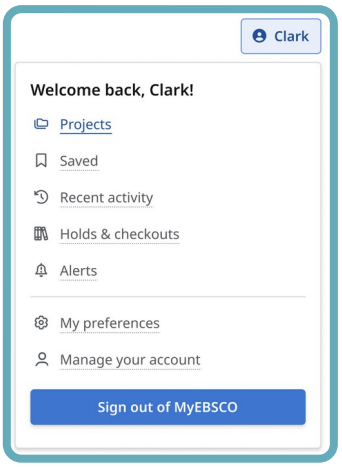

Search and results experience updates

The search area, filter panel and results list are adjusted to make post-search workflows easier to scan and navigate.

4 Search area design is adjusted

A tighter search area frees up space so users can reach results faster.

BEFORE

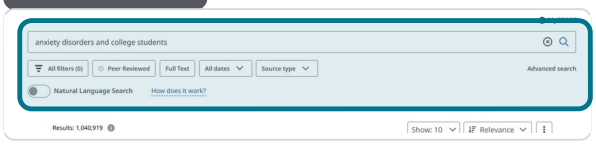

AFTER

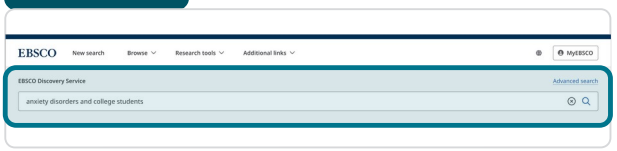

Search controls are streamlined, with less vertical space above results.

5 Left-hand filter panel is available

The filter panel can be configured to open by default by library administrators.

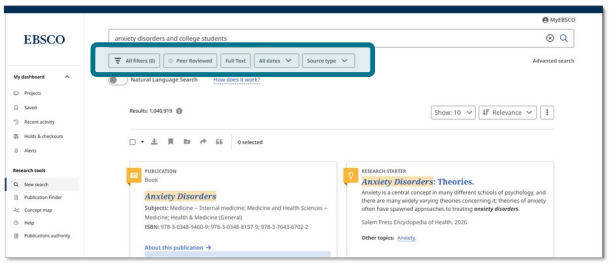

Filters are easy to find after a search, supporting common refinement workflows.

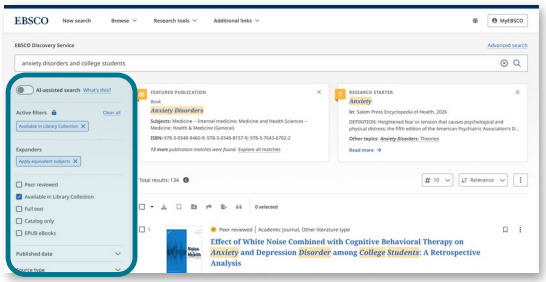

6 Results list is paginated

Pagination lets users jump to a specific section of the results list.

What is not changing

Advanced search functionality and existing profile configurations remain in place, including custom limiters, CustomLinks, placards, default settings and logos.